



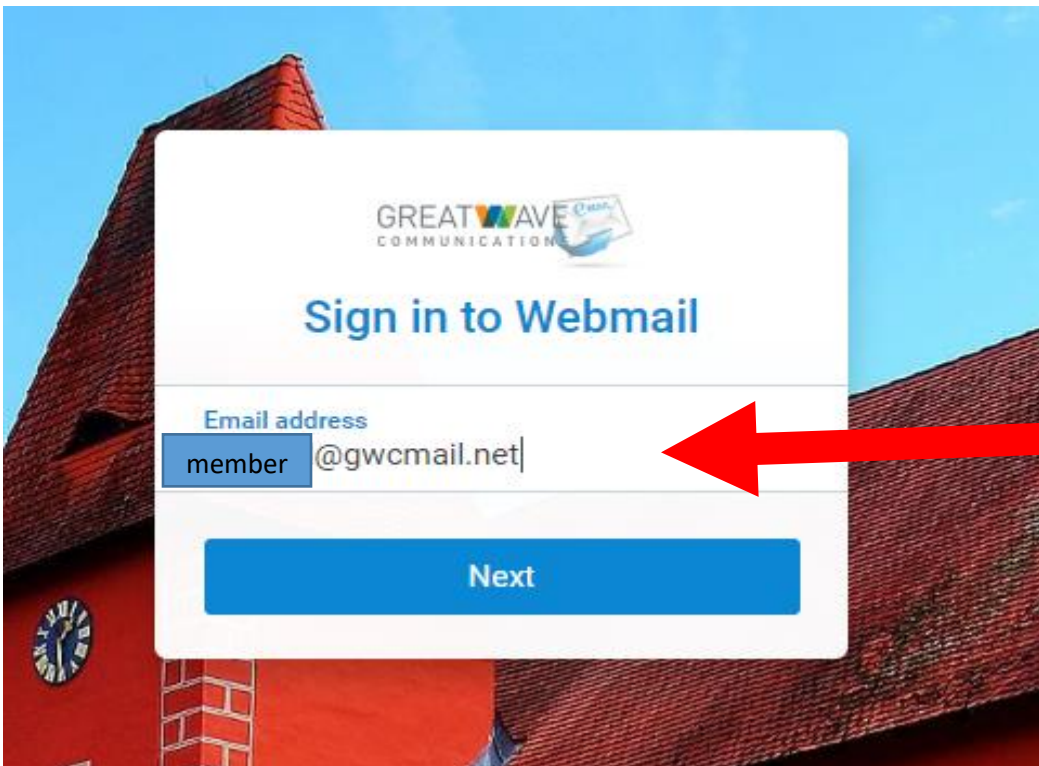


## Logging into your mail account

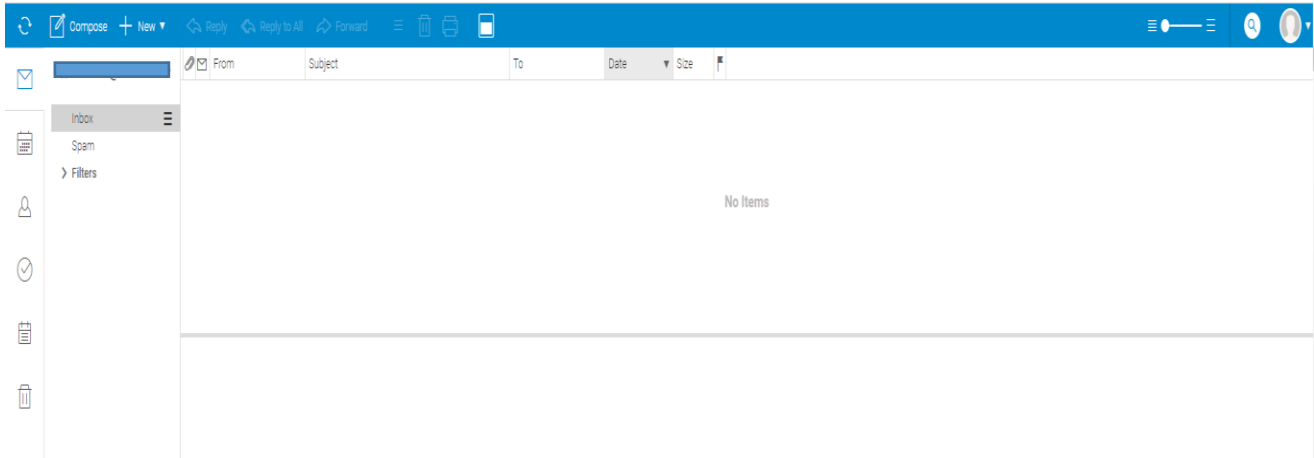
1. Open a web browser of your choice EX:Chrome , Internet Explorer , Edge , Firefox  (For this demonstration we will use Chrome)
2. In the browser Type the following URL mail.gwcmail.net, and select enter



3. Here you will enter your **NEW** email address Example below:
  - The old login\username member
  - **NEW** login\username member@gwcmail.net



4. You are now logged into your new Webmail



For help contact support:

- Phone: 440-593-7114
- Email: [helpdesk@greatwavecom.com](mailto:helpdesk@greatwavecom.com)

**Greatwave will also have a link on the website to login to webmail soon!**

[www.greatwavecom.com](http://www.greatwavecom.com)